



 PLATONE STUDIO

# Swiss Saturator

STEP BY STEP GUIDE

[www.platonestudio.com](http://www.platonestudio.com)

# Contents

2

2

2

2

2

2

2

3

3

3

3

4

4

4

4

5

5

6

6

6

6

6

6

7

7

7

## 1. WARNING NOTICE

This user manual is may be irrelevant for newer versions of the product, and we do not take any responsibility for illegal copies. The reproduction or duplication of this document is forbidden without the consent of Platone Studio.

## 2. TECHNICAL INTRODUCTION

Platone Studio Swiss Saturator is a multiband saturator plug-in available in VST/VST3/AU formats, and it is compatible with all major DAWs (Digital Audio Workstation). After installation you should insert the plug-in to your DAW, and after activation it is ready to use. You can't use any functions without a license. The software does not change anything in the registry, you can easily uninstall it without any complications.

### 2.1 Support

If you have problem or a question regarding any of our products, write an e-mail to [support@platonestudio.com](mailto:support@platonestudio.com) or use the e-mail sending form on [Platone Studio Website](#).

### 2.2 System requirements

- Mac OSX 10.7 or superior (compatible with Silicon processors too)
- Windows 10 64bit or superior

## 3. INSTALLION

You can download Platone Studio Swiss Saturator from [here](#) for Windows or Mac OS. The installer will copy the files to your computer. The default route is plug-in folder on your hard drive, but you can change this during the installation process.

### 3.1 Windows

On Windows we provide an exe file and support:

- VST
- VST3

### 3.2 OSX

On OSX we provide a pkg file and support:

- AU
- VST3

### 3.3 OSX - Apple Silicon

On OSX - Apple Silicon we provide a pkg file and support:

- AU
- VST3

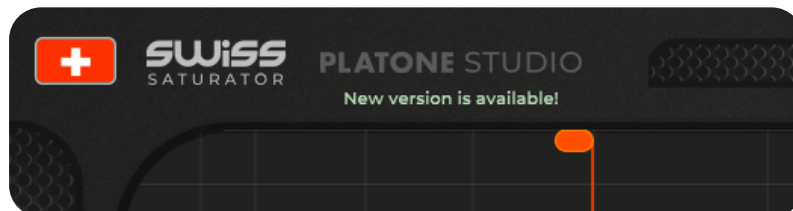
### 3.4 Troubleshooting

If you can't find the plug-in in your DAW, try the following steps:

- Make sure in the DAW that you use the correct location for the plug-in.
- Try to rescan for plug-ins in the correct location.
- Make sure that you are using the newest version of the plug-in.
- Make sure that the plug-in is compatible with your operation system.

## 4. UPDATING THE SOFTWARE

Platone Studio plug-ins do not support updating within the software but they will always check for updates and will send you a message if a new version is available.

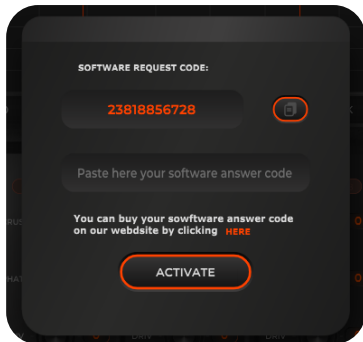


You can always download the newest version from the plug-in's product page on the Platone Studio website. You can also find a change log part on the product page where you can see all the versions of the product.

## 5. ACTIVATING THE SOFTWARE

You can activate all of our products offline with a product key. You will get the product key after you purchased one of our plug-ins.

## 5.1 Product key activation



If you click on the activation panel in our paid products the following window will pop up.

After you purchased our product you will get the activation key in e-mail. You have to type this key into the lower field.

## 5.2 Activation duration

Activation stays valid until the hardware ID's in your computer are changed. After this you can ask a new key from the support. We don't recommend using motherboards with unstable connection since they can corrupt your license. If your product accidentally deactivates get in touch with our support.

# 6. ABOUT THE ALGORITHM

## 6.1 The Platone Studio Swiss Saturator



Swiss Saturator is a high-quality multiband saturator with an easily accessible graphical interface and carefully adjusted distortion algorithms for getting to most pleasant sound possible. You can check the overtones created during on the built-in spectrum and you can separately set the amount of distortion and compression on the whole spectrum.

## 6.2 The saturation

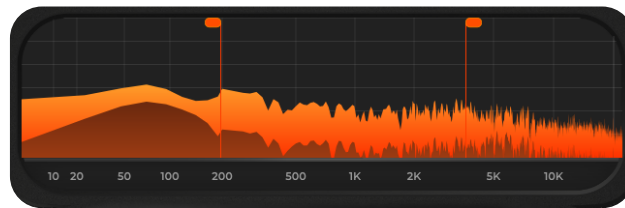
Saturation is special type of distortion which creates harmonics and changing the tone this way. This kind of harmonic distortion was first generated by analogue DJ setups naturally. The structure of these players (SSL, Neve, Api, etc.) gave a special color to the sounds and the whole mixing experience. This effect changed the industry and inspired other type of distortions as well. This effect causes sound to like what we call today warm and analogue sounding. When somebody produces music exclusively digitally it is very important to make the sounds more realistic and pleasing to the ear.

Digital sounds can be a bit strange for humans since it is made up of ones and zeros so digital distortion is not always the best solution. Saturation has a big role in making our sounds more natural. It creates harmonics, which amplify the original frequencies, this way creating a more colorful sound.

Our plug-in uses a refined and analogue sounding compression on the different bands. It helps controlling the volume so you can get the best out of your sounds even with higher rate of distortion. Analogue distortion may be more pleasing to the ears, but today digital distortion and bit-crusher tools are getting more and more popular in almost every genre of music. Swiss Saturator is hybrid of the warm analogue sound and the digital distortion. It's very helpful when you want to achieve modern, transient-heavy sound, but you also want to keep the golden-age warm analogue feeling.

### 6.3 Multi-band saturation

With multi-band distortion you can work on different parts of the frequency spectrum individually. The spectrum is divided to three bands and you can adjust the parameters of each band.



You can adjust the size of the three bands by moving the two sliders on the graphical interface. The filters separating the bands can be used in SOFTCUT, SLIGHTCUT, HARDCUT modes. HARDCUT options gives the best separation but it can be a bit processor heavy, so we recommend using other options on weaker setups.

### 6.4 Mute/Solo

Harmonics in a certain band can affect other parts of the spectrum. If this happens it is harder to notice the changes to the band. It is very important for every use of the saturator to hear every little change we make to the sound, so we introduced a MUTE/ SOLO / BYPASS function.



**Mute:** the band is muted

**Bypass:** only the dry sound plays on the band

**Solo:** every other band is muted. If you click solo on another band you can hear both of them with the distortion.



## 6.5 Parameters

**Crus:** Crush your sound! If you want a really unique sound you have to destroy what you built up!

**Drive:** Set the amount of harmonic distortion.

**Fatness:** Color your sound with harmonics. You can create really aggressive sound switch this knob.

**Mix:** Set the dry/wet rate in both single-band and multi-band modes.

**Triband:** Change single-band and multi-band saturation.

**Cut-type:** Change the filters cut quality between SOFTCUT, HARDCUT modes.



## 6.6 Autogain

Harmonic distortion can cause unwanted volume gain. If you turn on the autogain option, it will help getting the optimal loudness.

## 6.7 Input, output sliders

You can adjust the input and output volumes manually as well to get the loudness you want. There are clipping indicators for both left and right side which only shows the clipping the direct output from the saturator.

# 7. PLATONE STUDIO VST SPECS

## 7.1 Resizer button

There is a resizer button in the top right corner which modifies the size of the plug-in window. There are 3 options so the software can fit all kinds of screens.

## 7.2 Platone Studio parameter buttons

In case of buttons of the Platone Studio VSTs we strive to create the most comfortable environment. All of our buttons can be modified with midi controller, so you can easily use Platone Studio plugins for a live set. You can reset all of our parameter knob's state by clicking twice to the knob. In case if you want to set their values precisely, we provide a textbox to type the given value with your keyboard.

### 7.3 The about menu

If you click on the plug-in logo, you can access a link collection which consists of:



- **Website menu:** gets you to Platone Studio website.
- **Support menu:** gets you to Platone Studio support interface.
- **Manual menu:** gets you to the user manual of the specific Platone Studio product
- **About menu:** gets you to the about window

## 8. ACKNOWLEDGEMENT

Thanks for joining the team of Platone Studio software users. We are committed to develop high quality software for aspiring electronic music producers so they can reach the next level in their music production.